

LEBANON CAMERA CLUB

Railroad Photography Locations & Safety

Keith Kotay

10/1/2024

See last slide for Fair
Use Notice & Disclaimer

Railroad Photography

Locations

- Lebanon city
 - ◆ Road crossing ◆, road overpass ◆

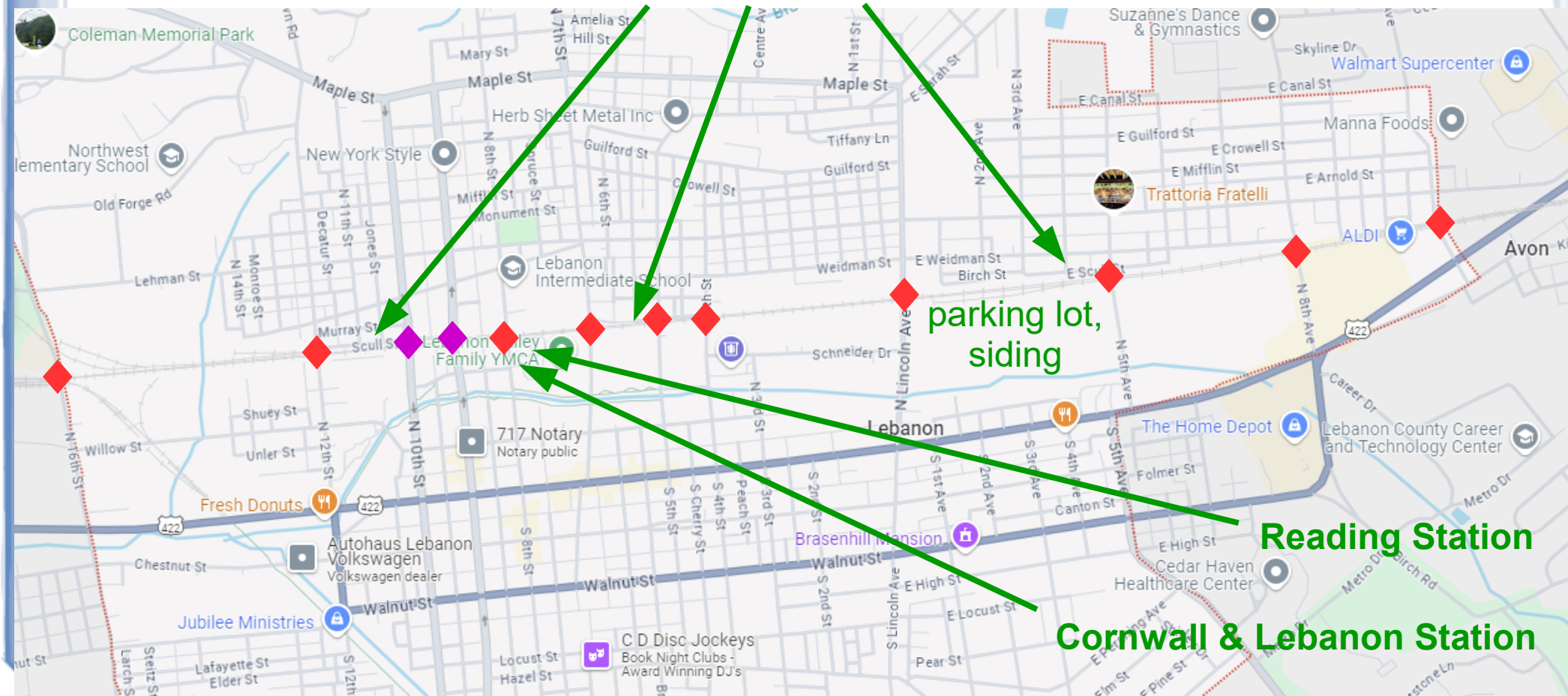
Note: The Route 422 bridge in east Lebanon is not shown, as it is too dangerous and not ideal for overhead train photography.

Scully Street

parking lot,
siding

Reading Station

Cornwall & Lebanon Station



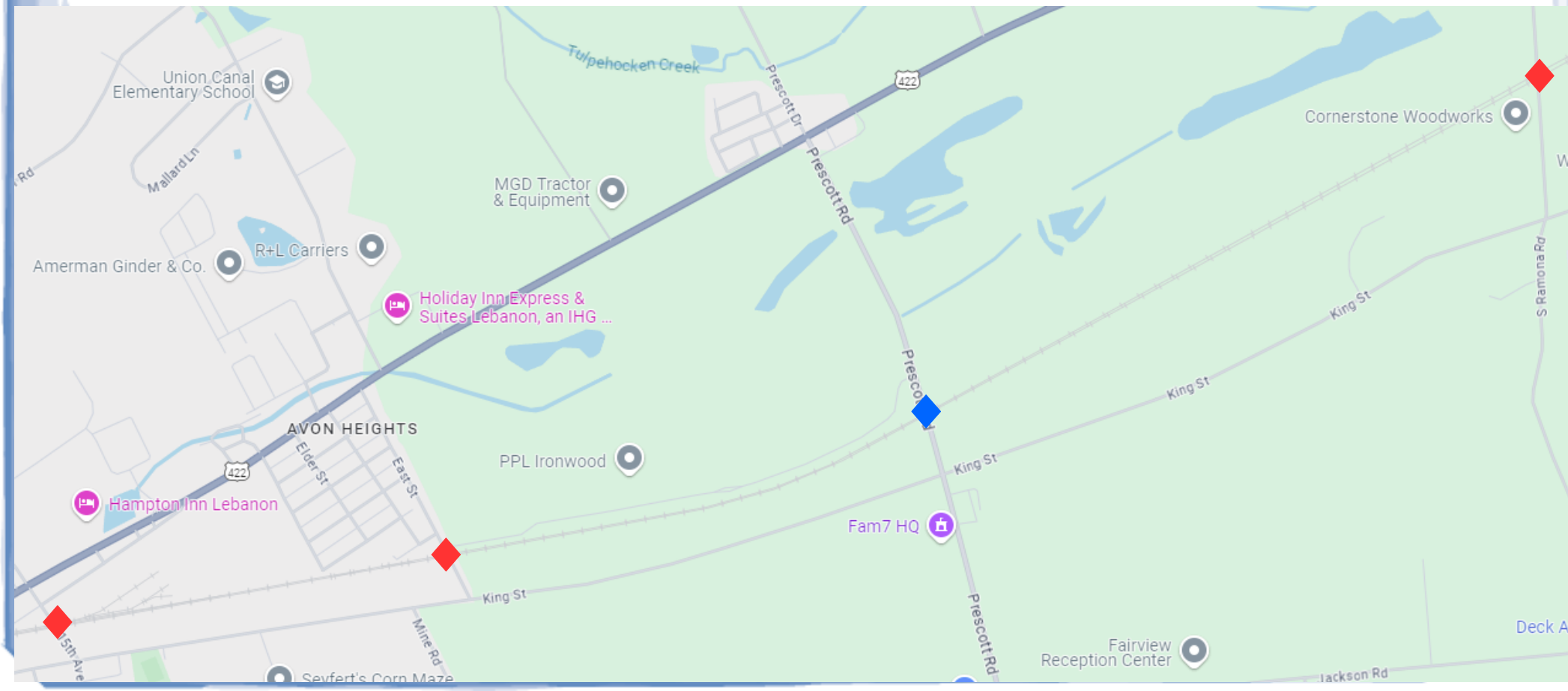
Railroad Photography

Locations

Note: It is illegal to trespass on a railroad right of way, including the areas adjacent to the tracks.

- East of Lebanon

- ♦ Road crossing ♦, road overpass ♦, road underpass ♦



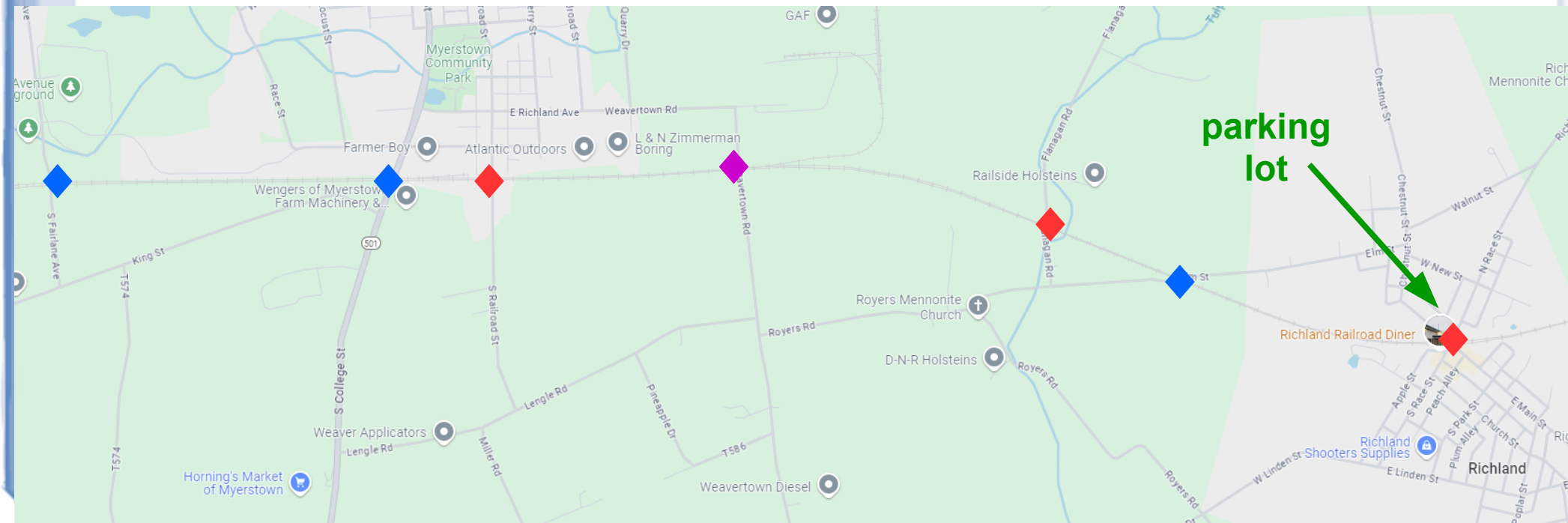
Railroad Photography

Locations

- Myerstown

- ♦ Road crossing ♦, road overpass ♦, road underpass ♦

Note: It is illegal to trespass on a railroad right of way, including the areas adjacent to the tracks.



Railroad Photography

Locations

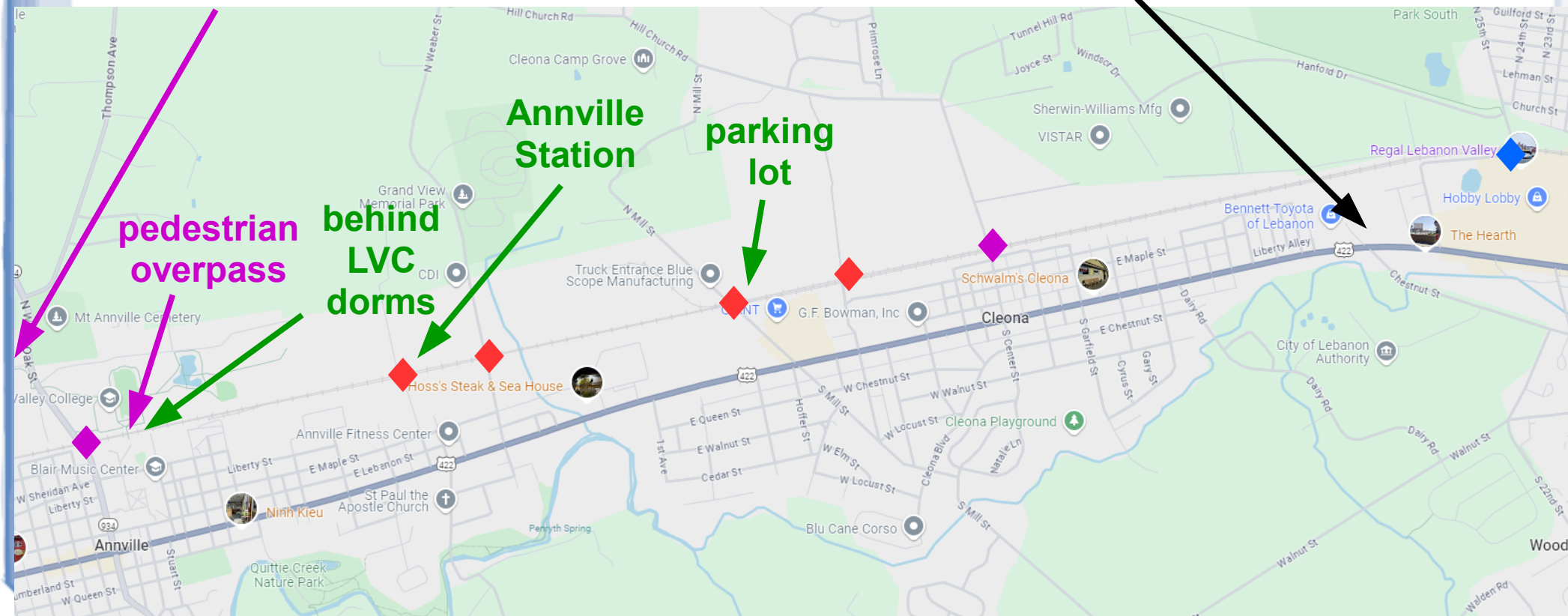
- West of Lebanon

- ♦ Road crossing ♦, road overpass ♦, road underpass ♦

Note: The train tracks behind the LVC dorms are sunken, which may not be optimal for photography. Also, the LVC pedestrian overpass has mesh sides.

Clear Springs Road overpass (off map)

may be parked railroad cars



Railroad Photography

Note: Railroad yards often feature stationary railroad cars on sidings.

Locations

- Rail yards
 - ♦ Rutherford Intermodal yard
 - Between Hummelstown and Paxtang
 - Some streets may permit views into the yard
 - ♦ Norfolk Southern Harrisburg yard
 - Just east of downtown Harrisburg
 - Some streets and/or parking lots may permit views into the yard
 - ♦ Norfolk Southern Enola yard
 - West bank of the Susquehanna River, south of I-81
 - Can see into the yard from Routes 11/15 (Enola Road), looking down
 - Diesel shop, engine turntable, car shop, lubrication shop

Railroad Photography

© Joe Melillo

Locations

- Railroad bridges (Harrisburg)
 - ♦ Rockville →
 - North of Harrisburg
 - ♦ Cumberland Valley
 - South of the Market Street Bridge (motor vehicles)
 - Permanently closed →
 - ♦ Philadelphia & Reading
 - South of the Cumberland Valley Bridge
 - North of I-83 bridge



© David Flores



© Samuel Sonne

Note: A railroad bridge by itself isn't that interesting—a shot with a train is fantastic.

Railroad Photography

© Michael Stokes

Locations

- Railroad bridges (Pennsylvania)
 - ♦ Shocks Mill →
 - Marietta
 - ♦ Tunkhannock Viaduct →
 - Nicholson (north of Scranton)
 - ♦ Starrucca Viaduct
 - Lanesboro (close to the New York state border)



© WallyFromColumbia



© Lance Shott

Note: A railroad bridge by itself isn't that interesting—a shot with a train is fantastic.

Railroad Photography

© Smallbones

Locations

- Railroad stations (local)
 - ♦ Reading Railroad Station
 - 250 N. 8th Street, Lebanon
 - ♦ Cornwall and Lebanon RR Station
 - 161 N. 8th Street, Lebanon
 - ♦ Annville Station & Heritage Center
 - 155 N. Moyer Street, Annville



© William E. Fischer



Railroad Photography

© Geof Sheppard

Locations

- Railroad stations (Pennsylvania)
 - ♦ Lancaster Railroad Station →
 - 53 E. McGovern Ave., Lancaster
 - ♦ Harrisburg Transportation Center →
 - 4th & Chestnut St., Harrisburg
 - ♦ Mauch Chunk Station
 - 1 Susquehanna St., Jim Thorpe



© Niagra



© Hshuvaeva

Railroad Photography

Locations

- Railroad museums/attractions (Pennsylvania)
 - ◆ Steamtown National Historic Site → www.nps.gov/stea
 - Scranton
 - Visitor Center is currently closed
 - ◆ Railroad Museum of Pennsylvania → rrmuseumpa.org
 - Strasburg (east of Lancaster)
 - 18 acres, more than 100 locomotives and railroad cars
 - ◆ National Toy Train Museum → tcatrains.org
 - Strasburg
 - Six working train layouts
 - ◆ Choo Choo Barn → choochoobarn.com
 - Strasburg
 - 1700 square foot layout, 22 operating model trains

Railroad Photography

Locations

- ◆ Railroad museums/attractions (Pennsylvania)
 - ◆ Strasburg Rail Road → www.strasburgrailroad.com
 - Strasburg
 - Oldest continuously operating standard-gauge railroad in the western hemisphere
 - Excursion trains hauled by steam locomotives on 4.02 miles of track
 - Five operating steam locomotives, more being restored
 - ◆ Lehigh Gorge Scenic Railway → lgsry.com
 - Jim Thorpe
 - 16-mile round trip using diesel engines
 - Open air car best for photography
 - 45-minute autumn leaf rides in October, normally 70-minute rides
 - Rides on weekdays and weekends

Railroad Photography

Safety

- Stay off the tracks
 - ♦ It's dangerous and illegal to go on or near train tracks
 - Trains are heavy, can't stop quickly, and can come from either direction at any time
- Take photos from a safe distance
 - ♦ You should be at least 50 feet away from train tracks
 - Steam engines can emit scalding steam
- Be aware of your surroundings
 - ♦ Know where you're standing in relation to the tracks and vehicular traffic
- Don't use drones
 - ♦ Drones should not be used at any time on any railroad property

Railroad Photography

Safety

- Get permission
 - ♦ Taking photos for commercial or special purposes → you may need to make arrangements with the railroad's real estate department
- Educate yourself
 - ♦ Operation Lifesaver, Inc. → free rail safety resources (oli.org)
 1. Trains can't stop quickly to avoid people or vehicles on the tracks
 2. An optical illusion makes it hard to determine a train's distance from you – and its speed
 3. The average train overhangs the track by at least three feet
 4. Railroad tracks, trestles, yards and rights-of-way are private property
 5. No tracks should be assumed to be abandoned or inactive
 6. People mimic your behavior when they see your photos on the web and social media

Railroad Photography

YouTube videos

- How to photograph a moving train?
 - ♦ Cooling Photography
 - <https://www.youtube.com/watch?v=WzzbG3A5Zh0&t=201s>
- The Art of U.S. Freight Trains
 - ♦ Artrepreneur
 - <https://www.youtube.com/watch?v=xXYzAAQ6FVY&t=181s>
- Steam Paparazzi
 - ♦ Earthfire
 - <https://www.youtube.com/watch?v=NkLLVfKWkyg>
- How To Photograph Model Trains Indoors...
 - ♦ Late Night Model Railroad
 - <https://www.youtube.com/watch?v=MjCqJxzsWYY>
- Photography for Railway Modellers #02
 - ♦ David Hyde
 - <https://www.youtube.com/watch?v=qbo4qXSWCYo>

Railroad Photography

Fair Use Notice & Disclaimer

This presentation contains copyrighted material the use of which has not always been specifically authorized by the copyright owner. I am making such material available for educational purposes. I believe this constitutes a fair use of any such copyrighted material as provided for in section 107 of the US Copyright Law. In accordance with Title 17 U.S.C. Section 107, the material in this presentation is distributed without profit to those who have attended the presentation for their educational use.

Please address any comments or requests to remove copyrighted material to: contact@lebanoncameraclub.org